

## User Guide for G.C.E (O/L) Examination -2026

### Registration of Private Applicants

1. Log into the system by entering your NIC Number.

<https://onlineexams.gov.lk/eic>

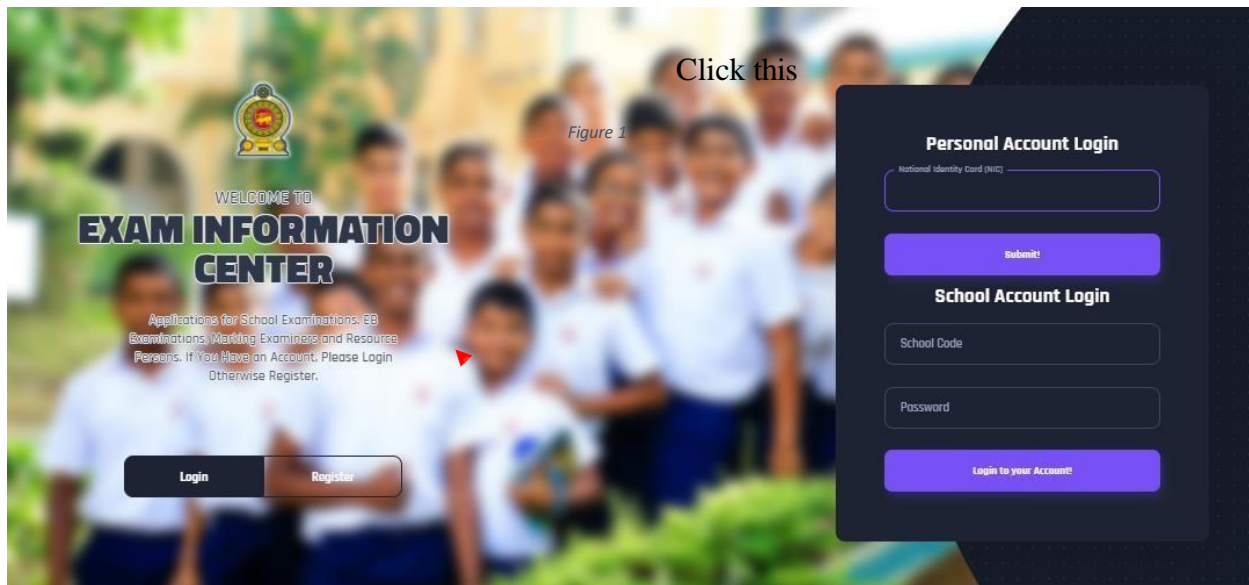
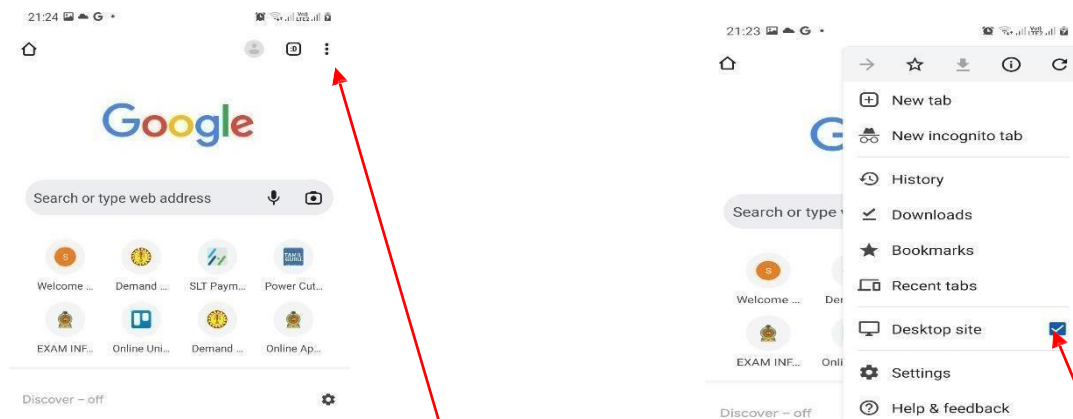


Figure 1

#### ❖ In Mobile View

If you are going through mobile phone switch into **Desktop site** to see the application as below.



Click this

Figure 2

Put a tick to switch on Desktop site

## 2. View the dashboard

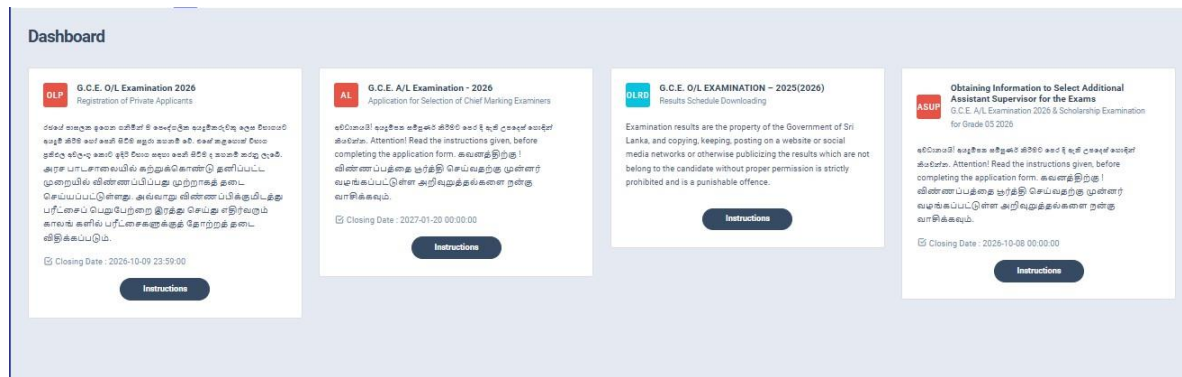
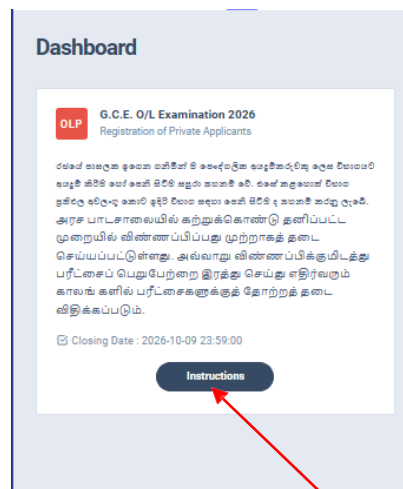


Figure 3

## 3. Select G.C.E. O/L Examination 2026



Click This

Figure 4

4. Read the instructions and watch instructional video before filling the application

Then click next

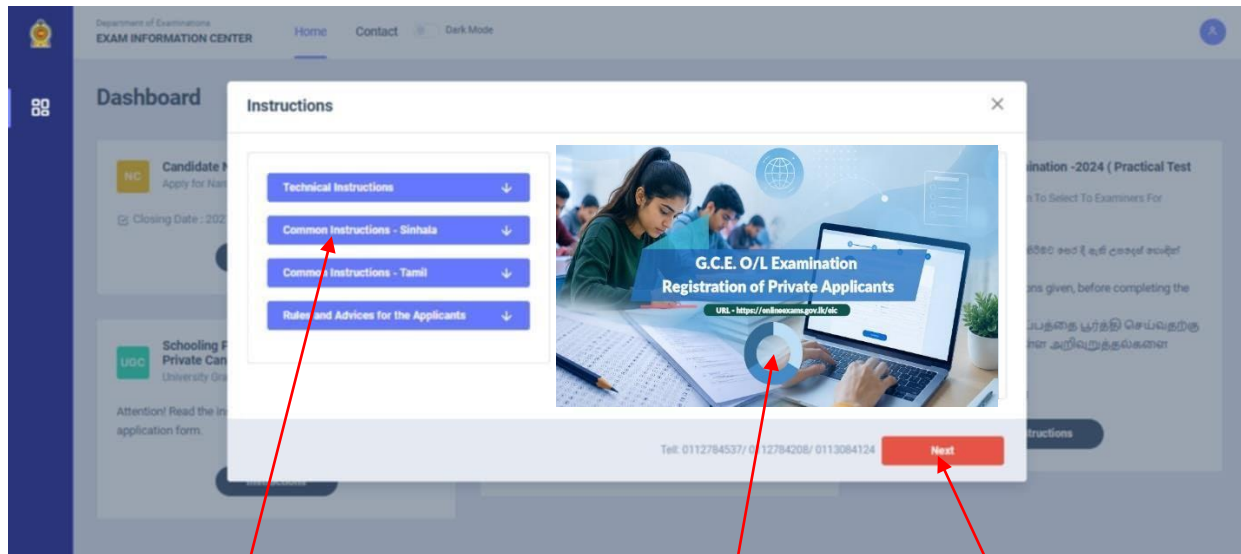


Figure 5

Read Common Instructions

Watch the Video

Click this

## Complete STEP 1: - PERSONAL INFORMATION

**G.C.E. O/L Examination 2026 - Registration of Private Applicants**

NAME - ayomi | NIC - 848602914v Activity log

❗ අවධානයට! අයදුම්පත සම්පූර්ණ කිරීමට පෙර දී ඇති උපදෙස් කෙරෙහි කියවන්න.  
கவனத்திற்கு! விண்ணப்பத்தை முற்றும் செய்வதற்கு யுள்ளார் வழங்கப்படப்பட்டுள்ள அறிவுறுத்தல்களை நன்றாக வாசிக்கவும்.  
Attention! Read the given instructions, before completing the application form.

1. STEP 1: PERSONAL INFORMATION      2. STEP 2: EXAM REQUEST      3. STEP 3: SUBJECTS INFORMATION

Full Name in English \* (according to the birth certificate) Max length 90 characters.  
E.g.: Jayasinghe Arachchilage Supun Vidushan Jayasinghe

Confirm Full Name \* (re-type exactly as above)  
Re-type your full name

NIC \*      Date Of Birth \*      Gender \*      Email Address  
848602914v      mm/dd/yyyy      Select     

Is the NIC mentioned above yours? \*  
 Yes     No

Mobile Number \*      Residential Telephone  
0712494575      E.g.: 0112786200

Private Address \*  
E.g.: 125/10 A, Pitipane South

Postal Town \*  
E.g.: Homagama

**Next**

Figure 6

## Complete STEP 2: - EXAM REQUEST

**G.C.E. O/L Examination - Registration of Private Applicants**

NAME - Ashani Kahawandaia | NIC - 8 / 7400182V Activity log

❗ අවධානයට! අයදුම්පත සම්පූර්ණ කිරීමට පෙර දී ඇති උපදෙස් කෙරෙහි කියවන්න.  
கவனத்திற்கு! விண்ணப்பத்தை முற்றும் செய்வதற்கு யுள்ளார் வழங்கப்படப்பட்டுள்ள அறிவுறுத்தல்களை நன்றாக வாசிக்கவும்.  
Attention! Read the given instructions, before completing the application form.

1. STEP 1: PERSONAL INFORMATION      2. STEP 2: EXAM REQUEST      3. STEP 3: SUBJECTS INFORMATION

Town you expect to sit for the examination

District      Town  
Select a District      Select a Town

Attempt Number  
Select

Are you a special education needs applicant?  
 Yes     No

**Prev**    **Next**

Select the Attempt Number

Select the District and Town you need

Figure 7

If you have any Special Education Needs select “Yes” and complete information, otherwise select “No”

1. STEP 1: PERSONAL INFORMATION | 2. STEP 2: EXAM REQUEST | 3. STEP 3: SUBJECTS INFORMATION

Town you expect to sit for the examination

District: Ratnapura | Town: Parakaduwa

Attempt Number: 2

Are you a special education needs applicant?  Yes  No

Type of Disability \*  
 Select  
 Braille  
 Hearing  
 Vision  
 Body Functions/Structures  
 Other

if require a Special Center \*  
 NO

Details of Disability \*  
 Write Details of Disability

Prev Next

Figure 8

### Complete STEP 3 - SUBJECT INFORMATION

**Add Subject/Medium Information**

Preferred Language Medium  
 Sinhala  English  Tamil

11-16 Religion \*  
 12 - Saivanyery

21 Language & Literature \*  
 21 - Sinhala Language & Literature  
 Select a Subject  
 21 - Sinhala Language & Literature  
 22 - Tamil Language & Literature

32 Mathematics \*  
 Select a Subject

33 History \*  
 Select a Subject

34 Science \*  
 Select a Subject

60-75 Bucket Subjects I \*  
 Select a Subject

40-52 Bucket Subjects II \*  
 Select a Subject

80-94 Bucket Subjects III \*  
 Select a Subject

Subject Medium \*  
 Sinhala

**Subject Summary**  
 200 LKR  
 AMOUNT TO PAY  
 3  
 SUBJECTS

Select the language medium of the exam

Select the subjects you need to apply

Select the Medium

Amount to pay and number of subjects

Figure 9

5. Check here

- Transaction Information
- Exam Application Summary.

Any change can be done by clicking “Reset the Exam Application”


Read the exam application summary and if you want to change any subject applied by you, click on the "Reset the exam application" button. After selecting payment mode you can't do any changes.

**Transaction Info**


Submitted By	WELLAPPILI ARACHCHIGE NANDANA
Submitted At	2024-01-22 11:43:37
Status	Payment Pending
Due Amount	350.00 LKR

**Payment Method**  
Select a Payment option to continue.

Pay By Credit/Debit Card



Pay By Postal Department



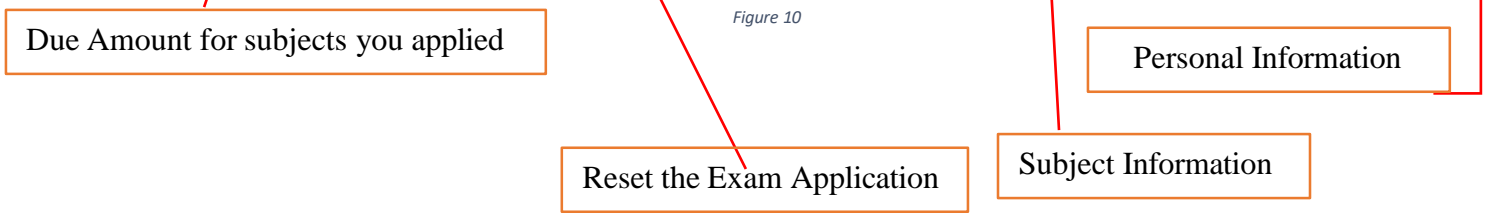
See How Postal Payment Works

**Exam Application Summary**

Name	WELLAPPILI ARACHCHIGE NANDANA
NIC	877400182v
Address	NO 12 KUMARATHUNGA LANE , EMBILIPITIYA
Gender	0
Mobile	0713846304
Residential Telephone	0713846304
Date of Birth	1987-06-10
Attempt	2
Special education needs, visual impairment or any disability	YES (Braille) Can't see
Town	Parakaduwa
Exam Medium	Sinhala

#	Subject	Medium
1	12 Saivanery	Sinhala
2	21 Sinhala Language & Literature	Sinhala

Figure 10



- If above application summary is correct you can select a payment mode.  
After you select a payment mode you **cannot** do any changes of your application

There are **two** types of payment methods

Select **only one** payment method to pay your Application fee.

“See how postal payment works” video before select the postal payment method

The screenshot displays the registration fee payment interface. On the left, under 'Transaction Info', the status is 'Payment Pending' and the due amount is 'S\$0.00 LKR'. Below this, two payment options are presented: 'Pay By Credit/Debit Card' and 'Pay By Postal Department'. A red arrow points from the 'Pay By Credit/Debit Card' button to a box labeled 'Credit/Debit Card Payment'. Another red arrow points from the 'Pay By Postal Department' button to a box labeled 'Guidance Video for Postal Payment'. A third red arrow points from the 'Pay By Postal Department' button to a box labeled 'Pay by Post Office'. The 'Exam Application Summary' table on the right lists subjects and their mediums.

#	Subject	Medium
1	12 Savanary	Sinhala
2	21 Sinhala Language & Literature	Sinhala
3	31 English Language	
4	32 Mathematics	Sinhala
5	33 History	Sinhala
6	34 Science	Sinhala
7	42 Civics Education	Sinhala
8	43 Physical Education	Sinhala

Figure 11

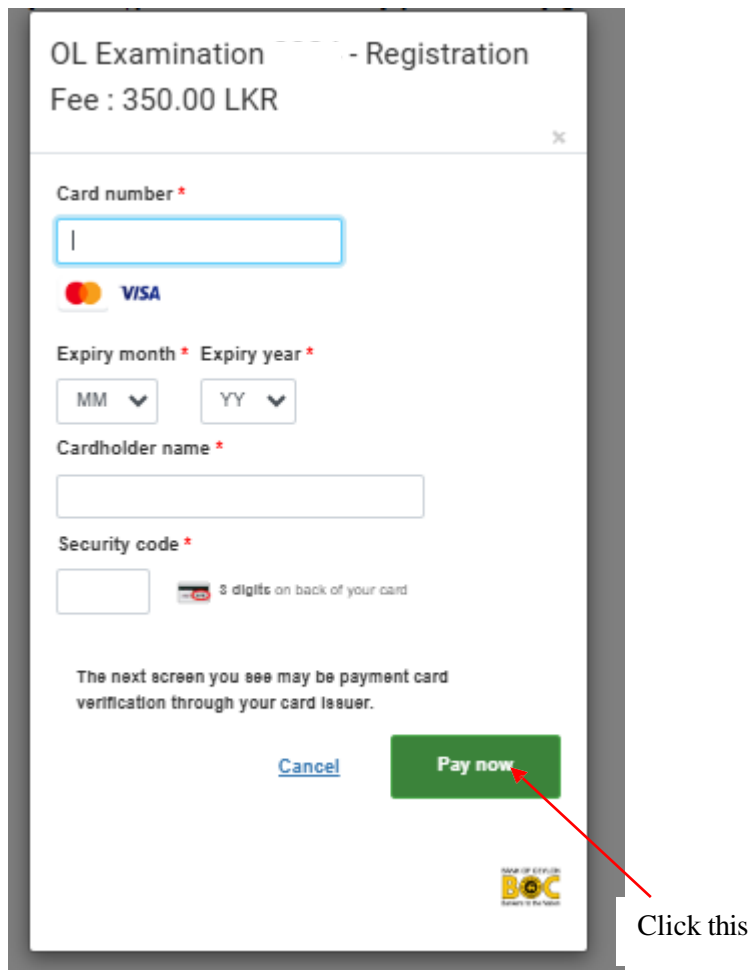
Credit/Debit Card Payment

Guidance Video for Postal Payment

Pay by Post Office



## D) Pay by Credit/Debit card

Enter your Credit/Debit card details and pay application fee.



OL Examination - Registration  
Fee : 350.00 LKR

Card number \*


 

Expiry month \* Expiry year \*

MM ▼ YY ▼


Cardholder name \*

Security code \*

  3 digits on back of your card

The next screen you see may be payment card verification through your card issuer.

[Cancel](#) [Pay now](#)

 **BOC**  
BANK OF Ceylon  
Sincerely to the Nation

Click this

Figure 12

## II) Pay by Post Office

When you click the Postal payment you will receive a SMS (with the below reference number) to your mobile and pop-up message will be displayed as below.  
Read it and click ok.



Figure 13

- Provide the reference number to the post office and pay the exam fees.
- You will receive a SMS mentioning that your postal payment is **successful**.
- After completing the postal payment, download the Application by Log in to your account.

7. After completing the payment, you can download your O/L exam 2026 Application

Click here to download the application

**G.C.E. O/L Examination 2026 - Registration of Private Applicants**

NAME - Ashani Kahawandala | NIC - 877400182v

[Activity log](#) [Download O/L Exam 2023 Application](#)

**Transaction Info**

Transaction ID:	OLP115122
Submitted At	2024-01-22 11:43:37
Status	Postal Payment Successful
Order ID	Q2FHGJ
Order Reference	
Paid Amount	350.00 LKR

**Exam Application Summary**

[Edit the Exam Application](#)

Name	WELLAPPILI ARACHCHIGE NANDANA
NIC	877400182v
Address	NO 12 KUMARATHUNGA LANE, EMBILIPITIYA
Gender	Male
Moblie	0713846304
Residential Telephone	0713846304
Date of Birth	1987-06-10
Attempt	2
Special education needs, visual impairment or any disability	YES (Braille) Can't see
Town	Parakaduwa

Status of your payment

Figure 14

8. Download your application and keep it safely with you.

**Department of Examinations - Sri Lanka**  
**GENERAL CERTIFICATE OF EDUCATION (ORDINARY LEVEL)**  
**EXAMINATION - ( )**  
**Application Form for Private Applicants**

01. Town Selected to appear for the examination  
Town Selected:

02. Full Name: (Full name according to the birth certificate) Birth Certificate Number:

W	E	L	L	A	P	P	I	L	I	A	R	A	C	H	C	H
I	G	E	N	A	N	D	A	N	A							

03. Permanent address: Telephone No:

N	O	I	Z	K	U	M	A	R	A	T	H	U	N	G	A
L	A	N	E			E	H	B	I	L	I	P	I	T	I
Y	A														

04. Date of birth:  05. Medium:

06. Subjects applied for the examination in the year 2021, Medium and Subject Numbers:

07.	Subject	Medium	Subject No
1	Saivaney	Sinhala	12
2	Sinhala Language & Literature	Sinhala	21
3	English Language		31
4	Mathematics	Sinhala	32
5	History	Sinhala	33
6	Science	Sinhala	34
7	Civic Education	Sinhala	62
8	Arts	Sinhala	43
9	Information & Communication Technology	Sinhala	80
Total number of subjects applied			9

08. National Identity Card No:

09. Examination fees (LKR):  Payment Method:

10. Gender:  11. Attempt no:

Are you a special education needs:  Special Center: CH/ Siviraj Blind Vidyalaya, Mahawewa

Figure 15

- For further details, contact;  
**School Examinations Organization and Results Branch – 0112784537, 0112784208, 0112786616**  
**Fax No- 0112784422**  
**Email Address- gceolexamsl@gmail.com**
- For more technical support contact;  
**Online Branch - 0112786343, 0113661122**  
**Email Address- doonlineexams@gmail.com**